

Mini Felt Christmas

**30 decorations to sew
for the festive season**

Sachiyo Ishii



SEARCH PRESS

First published in 2017

Search Press Limited
Wellwood, North Farm Road,
Tunbridge Wells, Kent TN2 3DR

Text copyright © Sachiyo Ishii, 2017

Photographs by Paul Bricknell at Search Press Studios

Photographs and design copyright © Search Press Ltd
2017

All rights reserved. No part of this book, text, photographs or illustrations may be reproduced or transmitted in any form or by any means by print, photoprint, microfilm, microfiche, photocopier, internet or in any way known or as yet unknown, or stored in a retrieval system, without written permission obtained beforehand from Search Press.

ISBN: 978-1-78221-497-7

The Publishers and author can accept no responsibility for any consequences arising from the information, advice or instructions given in this publication.

Readers are permitted to reproduce any of the items in this book for their personal use, or for the purpose of selling for charity, free of charge and without the prior permission of the Publishers. Any use of the items for commercial purposes is not permitted without the prior permission of the Publishers.

Suppliers

If you have difficulty in obtaining any of the materials and equipment mentioned in this book, then please visit the Search Press website for details of suppliers: www.searchpress.com

You are invited to view the author's work at:
etsy.com/shop/sachiyoishii
visit her website at: knitsbysachi.com
visit her blog at: knitsbysachi.wordpress.com
search for KnitsbySachi on www.ravelry.com
or search for Knits by Sachi on Facebook

Printed in China through Asia Pacific Offset



Dedication
To my Mum.



Acknowledgements

Many thanks to all at Search Press, especially Katie French for being so enthusiastic about my idea for a festive felt book, Sophie Kersey for editing, Juan Hayward for his excellent design work and Paul Bricknell for the beautiful photography.



Sachiyo Ishii

Mini Felt Christmas

30 decorations to sew for the festive season



Search Press



Embroidered baubles



1 Using the templates on page 95, cut out the top and bottom circles in red felt to cover the polystyrene ball. Sandwich the ball with the two circles and sew the edges together in one place to secure, taking the needle over and under about 2mm (1/8in). Leave the thread attached. Starting from the opposite side, sew half the ball, pulling and stretching the fabric as you encase the ball. It is a tight fit. Repeat on the other side. Do not worry about wrinkles or small gaps showing through, as this part will be hidden by the centre band.



2 Use the template to make the centre band in beige felt and wrap it round the ball, stitching together the bias-cut ends with beige thread. Sew the edges to the bauble with overcast stitches.



3 Use the templates to make the top and bottom strips in yellow-green felt and sew them over and under the centre band with overcast stitches. Start from the edge touching the centre band, then the far edge. Cut the excess strip and stitch the ends together.

Materials

To make one bauble:

6cm (2 3/8in) polystyrene ball

Red felt, 10 x 18cm (4 x 7in)

Beige felt, 23 x 5cm (9 x 2in)

Yellow-green felt, 5 x 20cm (2 x 8in)

Yellow felt, 5 x 5cm (2 x 2in)

Strong cotton thread in red, beige, yellow-green and yellow and embroidery threads in colours of your choice

Toy stuffing

Scrap of lightweight card for top bobble

Scraps of felt in colours of your choice for motifs

Fabric glue

Gold string

Templates, page 95



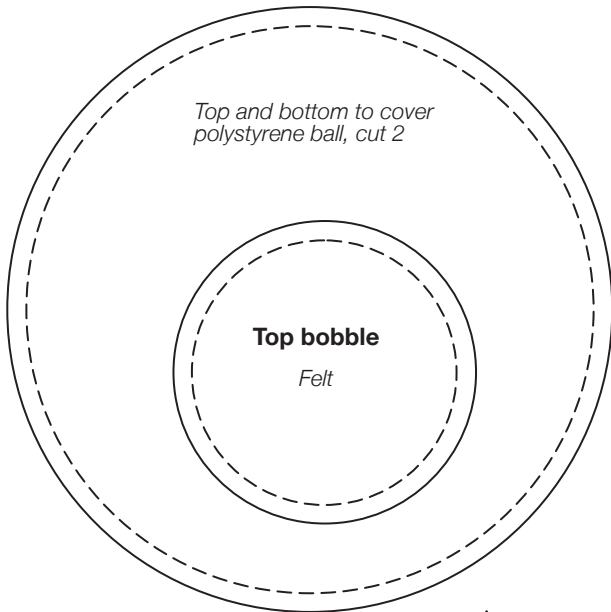
4 For the top bobble, cut the piece from yellow felt. Work a gathering thread in yellow along the edge of the circle and stuff with a little toy stuffing. Place the card circle on top and draw the thread tightly. Attach to the top of the bauble.



5 Use the templates to cut out felt from the scraps for the motifs, attach to the bauble with fabric glue and a few small stitches round the edge. Embroider as shown in the templates. Attach a hanging loop using the gold string.



Embroidered baubles, page 22

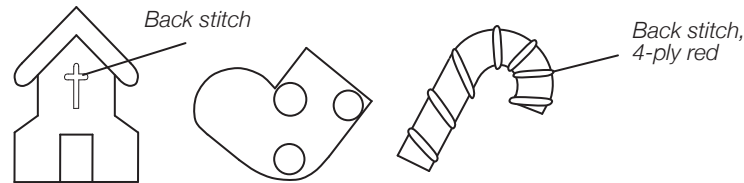



Top and bottom strips, cut 2

Top bobble

Centre band

Bauble motifs



Create your own magical Christmas in felt. Sew a host of fabulously cute and quirky festive designs, including hanging tree decorations such as embroidered baubles, robins, angels and penguins. Also create wonderful decorative scenes: make Santa with his sleigh and reindeer, a Yule log complete with Christmas elves, a gingerbread house laden with sweets and treats, a gorgeous leafy holly wreath – and even the entire Christmas story!

- **30 quick and easy step-by-step projects**
- **All templates provided**



The world's finest art and craft books
www.searchpress.com

UK £10.99 US \$17.95

ISBN 978-1-78221-497-7

5 1 7 9 5 >



9 781782 214977